

Polish banknotes in circulation

With the current security features

With the modernised security features



In circulation since
12 February 2016

All banknotes will remain legal tender for an indefinite time.

www.nbp.pl/bezpiecznpieniadze

Technology Partner



Learn about the modernised safety features from the NBP Safe mobile application



The application of Narodowy Bank Polski shows images of the Polish banknotes with their security features that are considered a world-leading solution. The application will guide you through these features including those revealed under UV light.

The visually impaired can also use the application. Further, the application will tell you about the Polish coins in circulation and keep you up to date with currency rates.

You can download this application free to your mobile device from the App Store, Google Play or Windows Store. Use the following code to connect to www.nbp.pl/nbpsafe and go to the selected store.



NBP Narodowy Bank Polski


Modernised PLN 200 banknote

in circulation since
12 February 2016



We protect the value of money


Learn about some of the security features of the modernised PLN 200 banknote




The watermark field is free from print. When the banknote is held against the light, a multitone watermark with a repeat of the image of the sovereign from the front side of the banknote, and a light monotone value numeral "200" (filigree) are visible.



When the banknote is held against the light, a dark vertical line with the value numeral "200" and "200 ZŁ" is visible.



When the banknote is tilted, the colour changes smoothly from gold to green and the chequered pattern appears to move in vertical and horizontal planes.




The features for the visually impaired are in the form of a triangle (made from small circles) and a combination of lines along the shorter banknote edges.



The colour of the shield changes smoothly from gold to green and the chequered pattern appears to move in vertical and horizontal planes.



The elements of the graphic design printed on each side align perfectly to form a complete image – a crown in an oval.



The iridescent gold-coloured ornament is either visible or almost invisible, depending on the angle of view.

How to make sure that a banknote is genuine:

- Learn about the security features of genuine banknotes.
- Always check the banknotes that you receive.
- Take these 4 simple steps to verify the authenticity of a banknote: touch, look, tilt and compare.
- Check more than one security feature.
- Take extra care if the banknote is damaged.
- If in doubt, compare it with another banknote of confirmed authenticity.
- If necessary, go to the nearest bank in order to check the authenticity of the banknote.
- Never put counterfeit banknotes into circulation.
- Visit our www.nbp.pl/bezpiecznpieniadze site for more information or if you suspect that you have a counterfeit banknote.

If you suspect that you have a counterfeit banknote:

- Do not put it into circulation, otherwise you may be liable to criminal prosecution.
- Visit the nearest Police station or bank to have the banknote checked.

If your banknote is counterfeit, it will be confiscated without any compensation.

Learn about the modernised safety features of the banknote from the NBP Safe application and the www.nbp.pl/bezpiecznpieniadze site
You are also welcome to visit your local branch of Narodowy Bank Polski